

# HIGH HOLIDAYS FUN KIT 5780

**This was a collaborative effort of Youth Directors from shuls across the United States, coordinated by AJYP | The Alliance of Jewish Youth Professionals. Thank you to all of the Youth Directors who contributed to it!**

**If you are a shul Youth Director who is not already part of our collaborative Whatsapp group, email Avi Frier, [ajyp.org@gmail.com](mailto:ajyp.org@gmail.com), and request to join.**

## Before you print:

**There are a lot of pages here, and we don't want you to run out of paper and ink on our account! Use the table of contents on the next page to determine exactly which pages you wish to print.**



# Table of Contents

About the Highh Holiday Fun Kit.....	1
Table of Contents.....	Seriously?
A Colorful New Year ( <i>Sharona Hassan, Sephardic Bikur Holim, Seattle</i> ).....	2
Beautifying Kiddush ( <i>Sharona Hassan, Sephardic Bikur Holim, Seattle</i> ).....	10
Edible Beehives: A food craft for kids ( <i>Faigy Prupas, Lower Merion Synagogue</i> ).....	12
Simanim Placemat ( <i>Elisheva Levitt Kemp Mill Synagogue, Silver Spring, MD</i> ).....	13
Rosh Hashanah Taboo ( <i>Nissan Goldberg, Young Israel of Great Neck</i> ).....	15
Rosh Hashanah Spot it ( <i>Nissan Goldberg, Young Israel of Great Neck</i> ).....	21
Rosh Hashanah memory ( <i>Rivki Rosenthal, Keter Torah</i> ).....	41
Rosh Hashanah Napkin Rings craft project ( <i>Faigy Prupas, Lower Merion Synagogue</i> ).....	42
Sim Kehilla ( <i>Rabbi Aaron Levitt, Kemp Mill Synagogue, Silver Spring, MD</i> ).....	43
Yom Tov Word Search-Hebrew ( <i>Ari Steinig, YI of Southfield</i> ).....	45
Yom Kippur Word Finds ( <i>Andrew Galitzer, www.ANDiDREW.com</i> ).....	46
Race to the Honey Jar ( <i>Malki Gerstle, Young Israel of Teaneck</i> ).....	50
Teshuva Towers ( <i>Sharona Hassan, Sephardic Bikur Holim, Seattle</i> ).....	52
Tishrei Apples to Apples ( <i>Ari Karon, Shaarei Shomayim, Toronto</i> ).....	53

## A Colorful New Year

Color-print and cut out all the cards. Gather cups, cubes, or other item in red, orange, yellow, green, blue, and purple for each player.

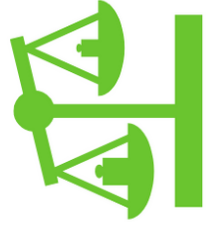
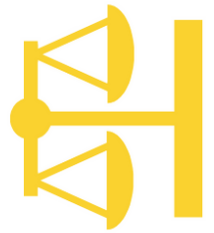



### **play solo**

Draw a card and arrange your items to match in the same position and color pattern as the image on the card. How quickly can you finish the whole deck?




### **2+ players**




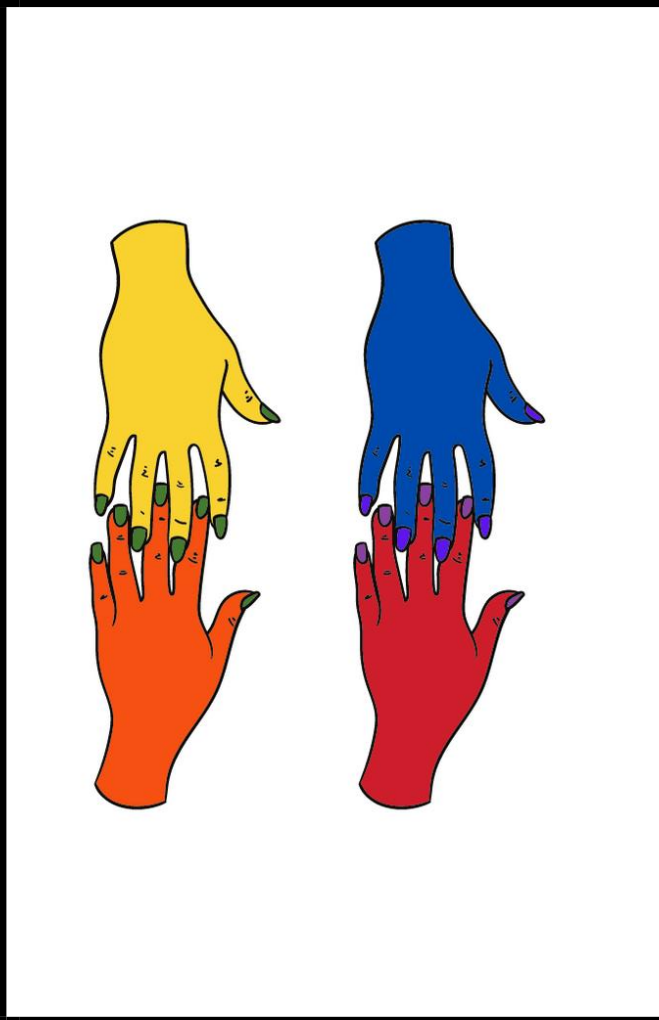
Draw a card and race to arrange your multi-colored cups in the same color pattern, stacking them vertically or horizontally to match the picture. When you're done, tap the table. If your cups match correctly, you win the card. Give the other players a beracha for how the image should connect to their year. The player with the most cards after 24 rounds is the winner!

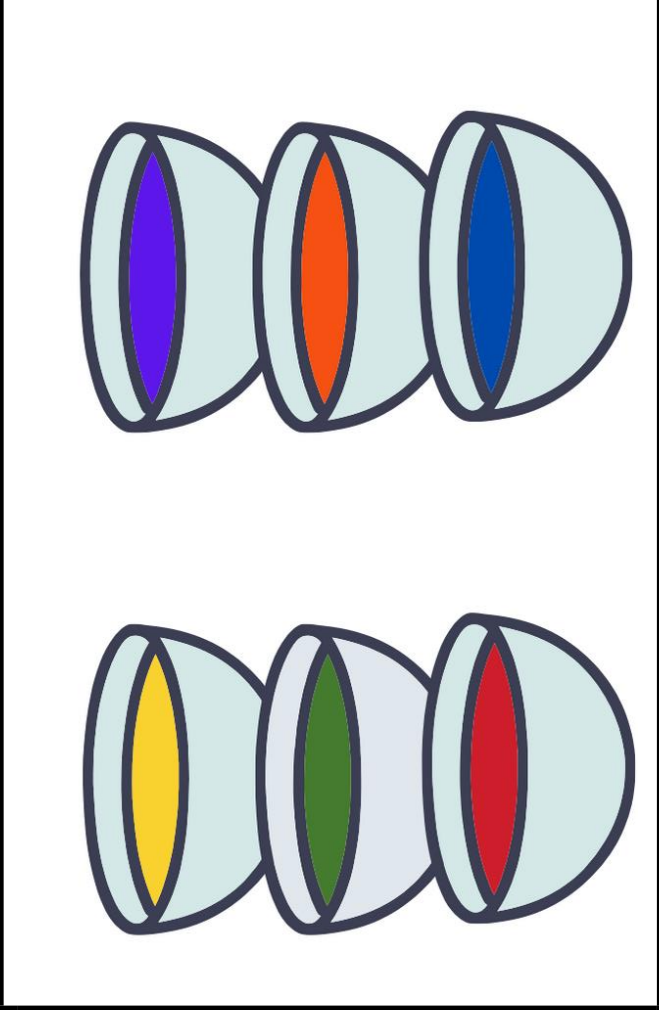

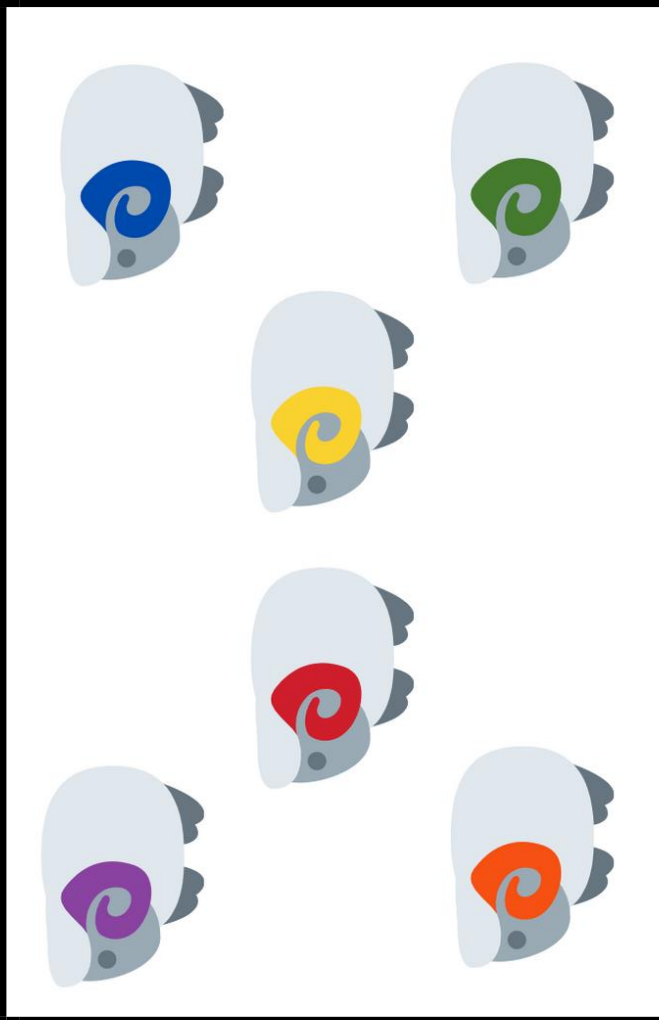


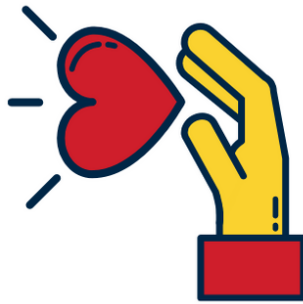
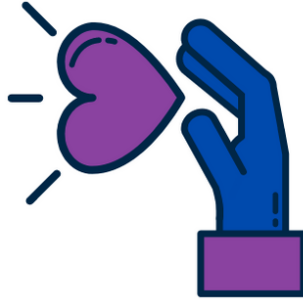


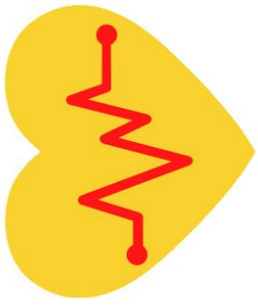






















# Beautifying Kiddush

**Print.**

**Color in the page.**

**Cut on the dotted lines and circles.**




**Fold on the solid lines.**

**Afix to a wine bottle.**


**Beautiful!**








הַגְּדָה  
עֲמֻדָה

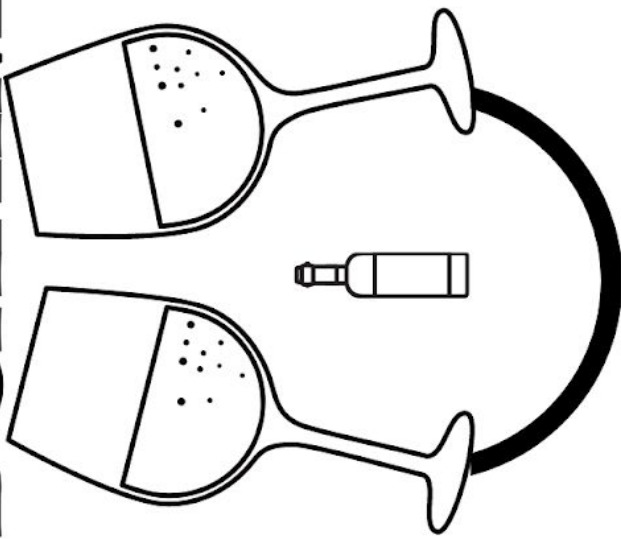


SHANA TOVA



פּוֹדֵד

L'CHAIM





# Edible Beehives

## Materials Needed

- Honeycomb Cereal
- Honey
- spoon or popsicle stick
- Plastic plate or piece of parchment paper




## Instructions

Use the honey as glue, and design your edible beehive on a plastic plate or piece of parchment paper. Apply the honey with the spoon/popsicle stick, to stick it all together. Be creative! Then enjoy eating it as a sweet Rosh Hashanah treat!

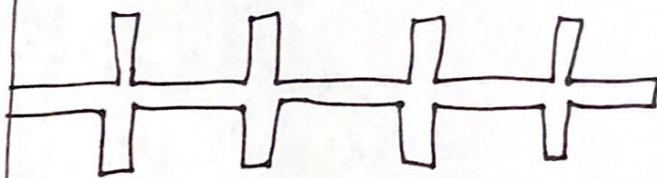


יְהִי כְּדָג



Head of a fish  
 יְהִי כְּרֹאשׁ דָּג  
 וְלֹא כְּזָנָב

May we be as the  
 head and not the tail  
 יְהִי כְּרֹאשׁ  
 וְלֹא כְּזָנָב



Make up your  
 own מִצְוָה  
 what would ask  
 ה' for?  
 שְׁנֵה טוֹבָה

That our merits  
 should increase  
 like the seeds  
 of the pomegranate  
 יְהִי כְּזֵרֵי  
 הַרְמְלִיחַ

Symbolic Foods For  
 מִצְוָה  
 רֵאשִׁית  
 שְׁנֵה


Leek - קְרִיֵּשׁ

That our enemies will be destroyed..

שְׁלֵמֵנוּ יִכָּרְתוּ.

Attach ①-





# **ROSH HASHANA TABOO**

By Nissan Goldberg • Young Israel of Great Neck

Before Yom Tov:

Print and cut out the 40 cards on the pages that follow.

Taboo Rules:

An even number of players from four to ten sit alternating around in a circle. Players take turns as the “giver,” who attempts to prompt his or her teammates to guess as many keywords as possible in the allotted time. However, each card also has “taboo” (forbidden) words listed which may not be spoken. Should the giver say one, a “censor” on the opposing team hits the buzzer and the giver must move on to the next word. For example, the giver might have to get his or her team to deduce the word “baseball” without offering the words “sport,” “game,” “pastime,” “hitter,” “pitcher,” or “baseball” itself as clues. The giver may not say a part of a “taboo” word; for example, using “base” in “baseball” is taboo. Nor may they use a form of a word; for example, if the word was “wedding” and the taboo words are “marriage,” “bride,” “groom,” “nuptials,” or “honeymoon,” the words “marry” and “bridal” would not be allowed. The giver may only use speech to prompt his or her teammates; gestures, sounds (e.g. barking), or drawings are not allowed. Singing is permitted, provided the singer is singing words rather than humming or whistling a tune. The giver’s hints may rhyme with a taboo word, or be an abbreviation of a taboo word.

While the giver is prompting the teammates they may make as many guesses as they want with no penalties for wrong guesses. Once the team correctly guesses the word exactly as written on the card, the giver moves on to the next word, trying to get as many words as possible in the allotted time. When time runs out, play passes to the next adjacent player of the other team. The playing team receives one point for correct guesses and one penalty point if “taboo” words are spoke

Rosh Hashana

Shofar  
Honey  
Chag  
Pray

Yom Kippur

Fast  
Holy  
Teshuva  
Shoes

Yerushalayim

City  
Kotel  
Israel  
Holy

Havdala

Smell  
Fire  
Wine  
Muktza

Pizza

Slice  
Cheese  
Sauce  
Crust

Beach

Lotion  
Sand  
Water  
Boardwalk

Mars

Planet  
Men  
Galaxy  
Space

Cow

Basar  
Animal  
Moo  
Steak

Jelly

Jam  
Peanut butter  
Sandwich  
Sticky

Chicken Soup

Shabbat  
Matza Ball  
Hot  
Liquid

Challah

Shabos  
Round  
Wash  
Bread

Water

Thirsty  
Refreshing  
Drink  
G-d given

Tehillim

King David  
Psalm  
Tefilah  
Hallel

Parsha

Torah  
Lein  
Weekly  
Portion

Rabbi

Speach  
Questions  
Halacha  
Knowledgeable

Rain

Noah  
Flood  
Water  
Clouds

Pray

Tefilah  
Talk  
Gd  
Amen

Kittel

White  
Holy  
Seder  
linen

Succah

Hut  
Sechah  
3 walls  
Temporary

Simanim

Yehi Rason  
Apples  
Fish Heads  
Pomegranate

Holy of Holies

Yom Kippur  
Kohen Gadol  
Aron Kodesh  
Once a year

Shema

Sleep  
Bedtime  
Hamalach  
Eyes

Tefillin

Shacharit  
Bar Mitzvah  
Black  
Arm

Shabbat

Seven  
Holy  
Rest  
Kiddush

Avraham

Jewish  
Yitchak  
Forefather  
Chessed

Tzimmus

Sweet1  
Carrots  
Rosh Hashanah  
Special

Machzor

Siddur  
Hebrew  
Shul  
Book



Moshe

Prophet  
Har Sinai  
Prince  
Mitzrayim

Photo Album

Memories  
Wedding  
Pictures  
Trips

Hallel

Singing  
Chagim  
Shachrit  
Praise

Soda

coke  
Fizz  
Diet  
Bottle

BBQ

Bun  
Hot dog  
Sunday  
Burgers

Kosher

Food  
Basar  
Dairy  
Symbol

Akeidah

Ram  
Yitzchak  
Sacrifice  
Abraham

Honey

Bees  
Sweet  
Apple  
Cheerios

Bentching

Thank you  
Bread  
Meal  
Blessing

Pickles

Sandwich  
crunchy  
sour  
Food

Monopoly

Money  
Top Hat  
Board  
Houses

Kiddush

Cup  
Holy  
Grape Juice  
Wine

Etrog

Yellow  
Pitom  
Lulav  
Smell



Nissan Goldberg - YIGN Youth

**BEFORE YOM TOV:**

Print and cut out the 57 cards on the pages that follow.

**BEFORE PLAYING:**

If you've never played or if you're playing with people who've never played before, draw two random cards and place them face-up on the table between all the players.

Look for the identical symbol between the two cards (same shape, same color, only the size can be different). The first player to find the right symbol names it out loud and draws two new cards which are then placed face-up on the table.

Repeat this until each player understands that there's always only one identical symbol between two cards. That's it, now you know how to play Spot it!

**In case of doubt?**

It's the first player to have named the symbol who wins! If players have spoken at the same time, it's whoever has taken, placed or discarded his or her card first who wins.

**Object of the game**

No matter the game, you always need to be the fastest to spot the identical symbol between two cards, name it out loud and then take the card, place it or discard it depending on the rules of the mini-game you're currently playing.

**Mini Games**

Spot it! is a series of fast, challenging mini-games in which all players play simultaneously. You can play them in any order, or only play your favorites.

The bottom line is to have fun! It can be helpful to first play a few practice rounds to make sure everyone understands the rules. The player who wins the most mini-games is the champion.


Don't hesitate to have a practice round to make sure every player understands the rules.

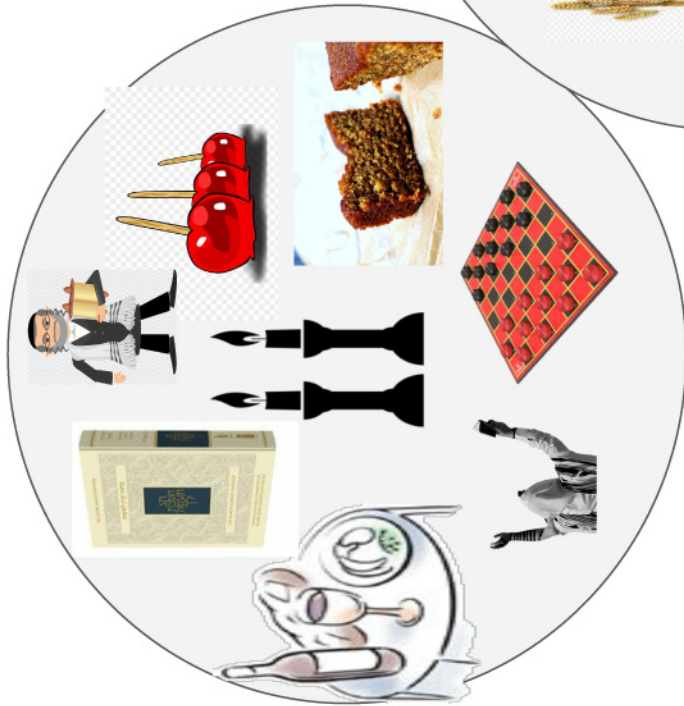
At the end of a mini-game, the tied players duel (or have a round of "hot potato" if there are more than two).

They each draw a card and reveal it at the same time. The first one to find the identical symbol and name it out loud wins the duel.

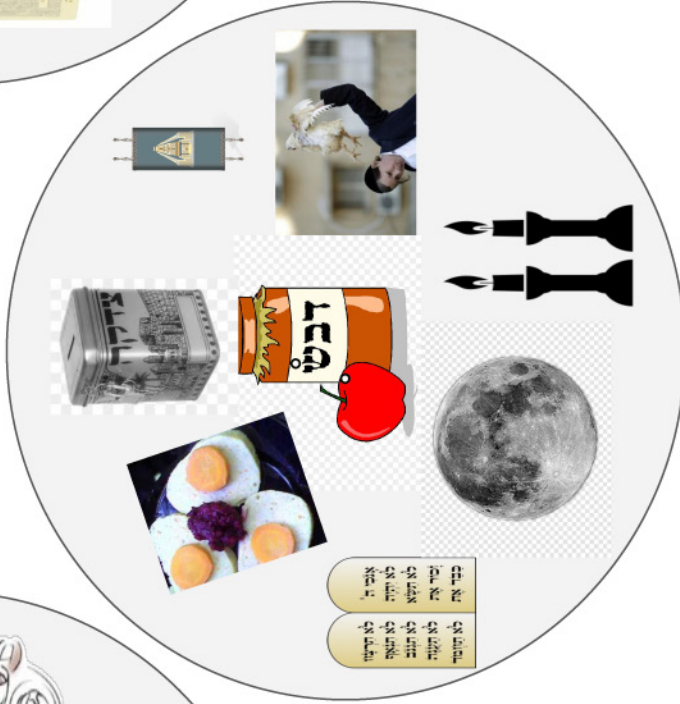
**End of the game**

The player who has won the most mini-games wins the game.









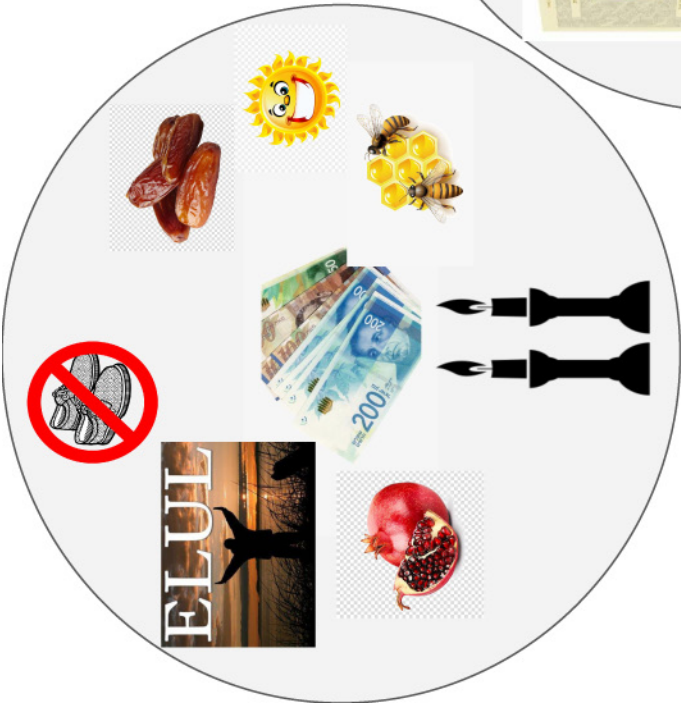







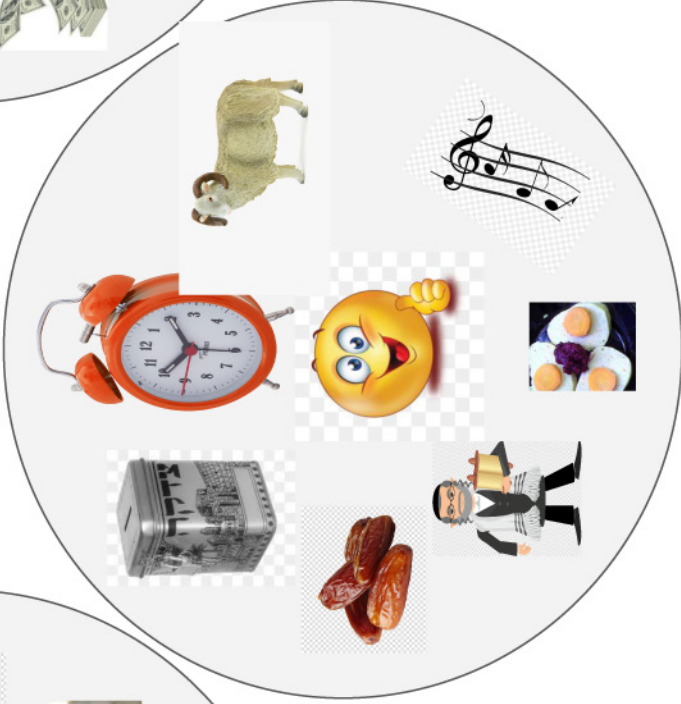
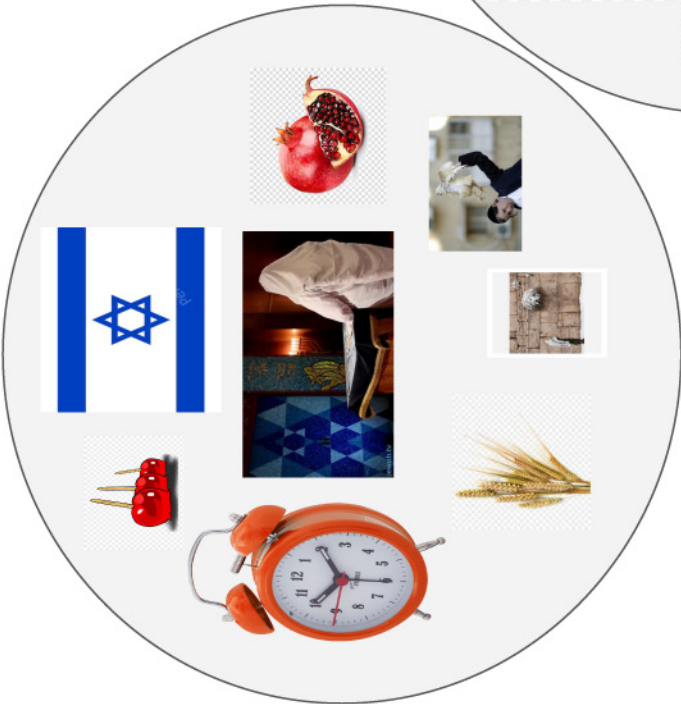


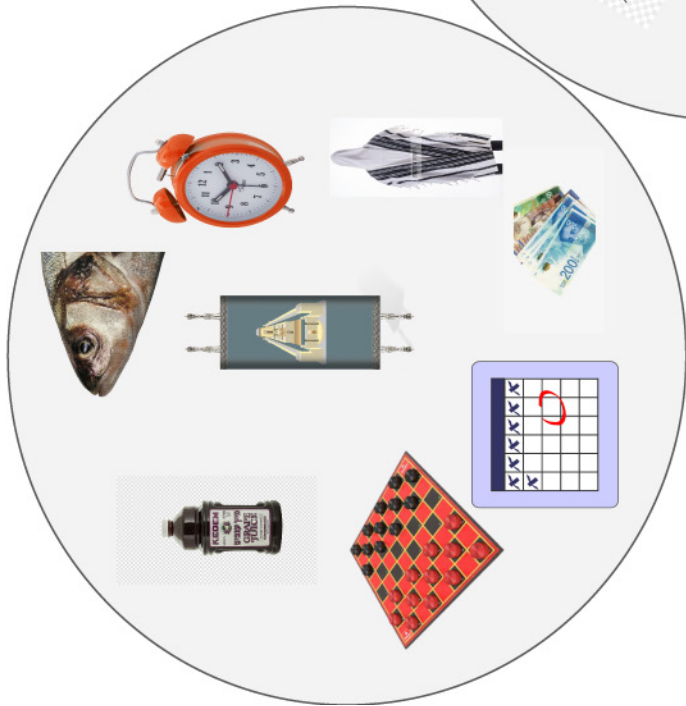
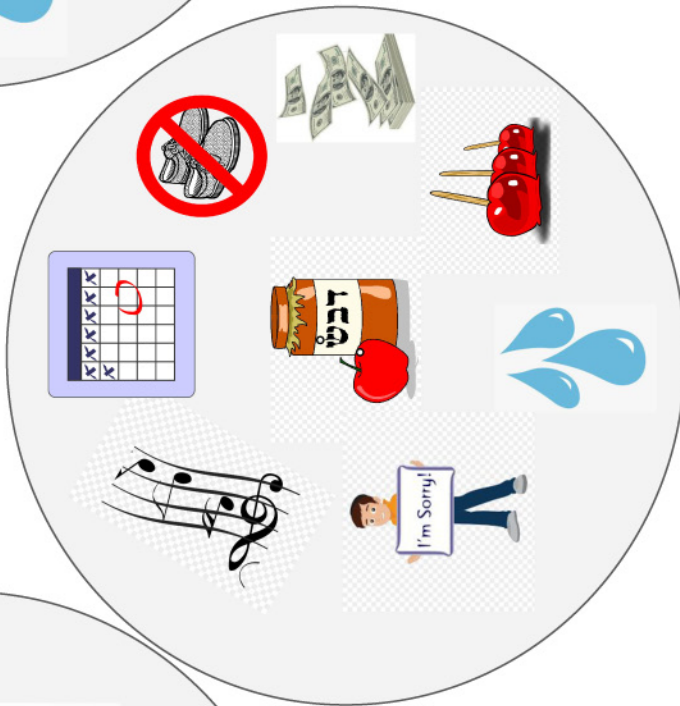








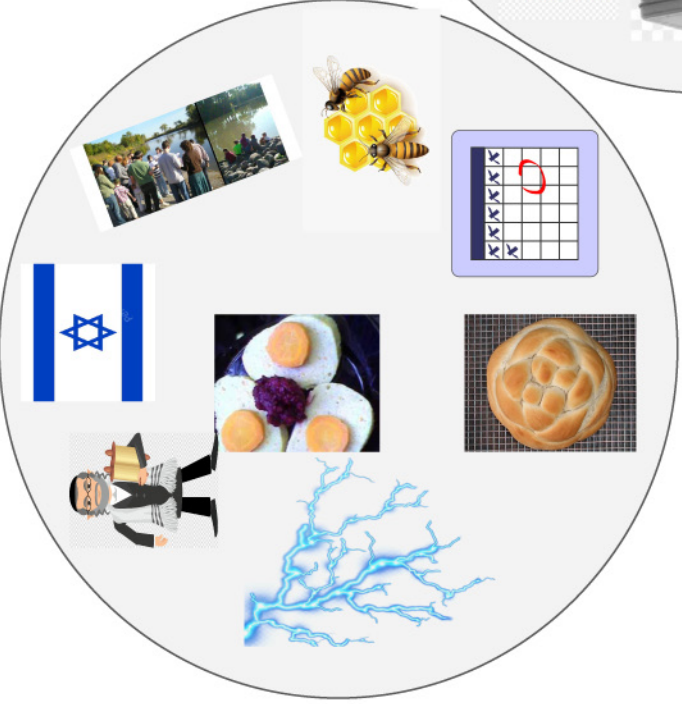


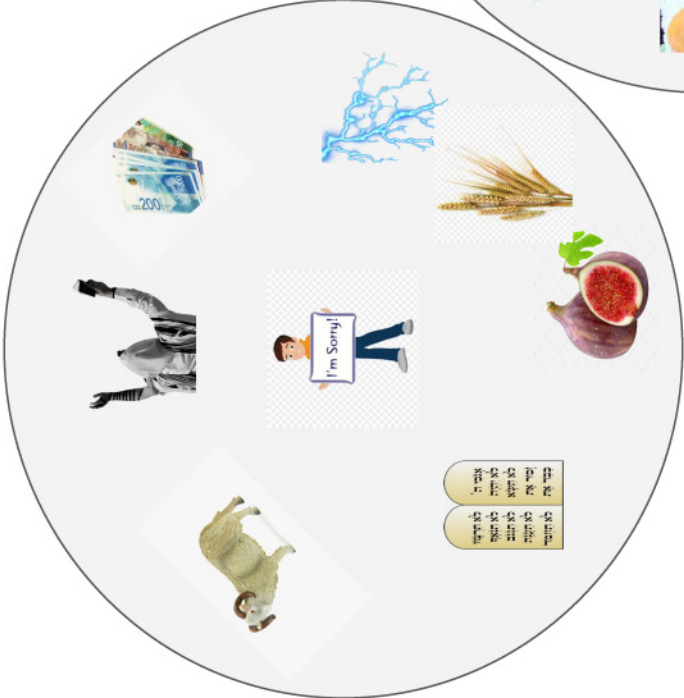
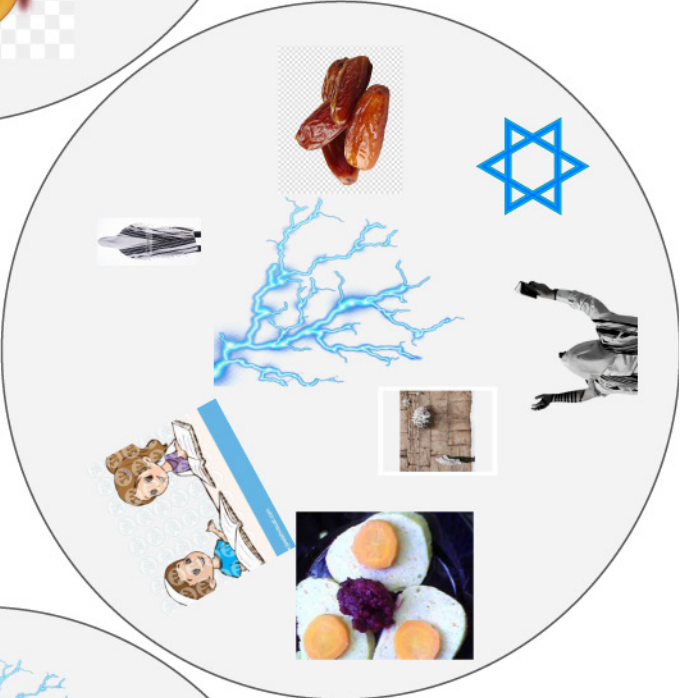








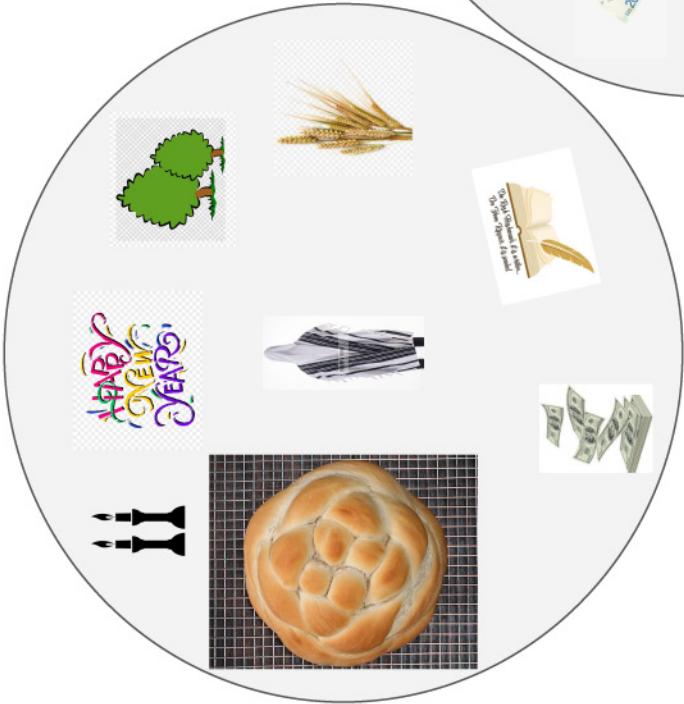
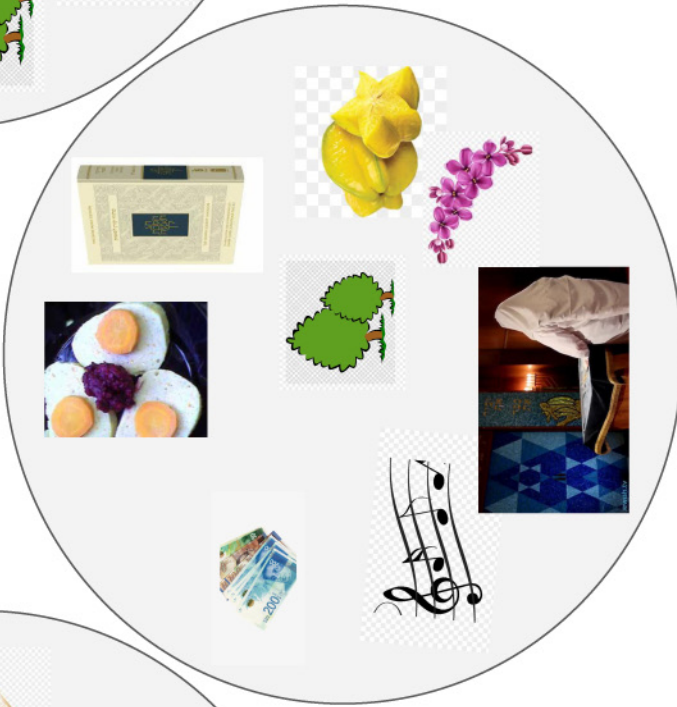




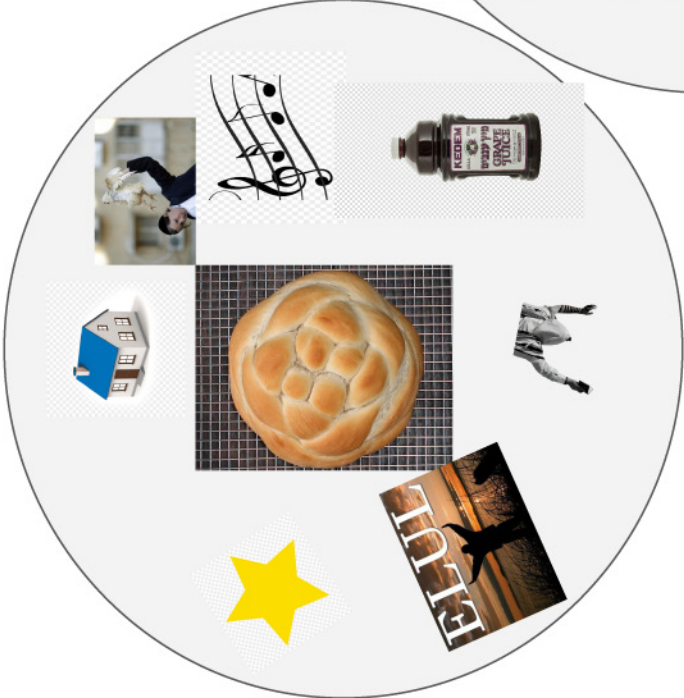
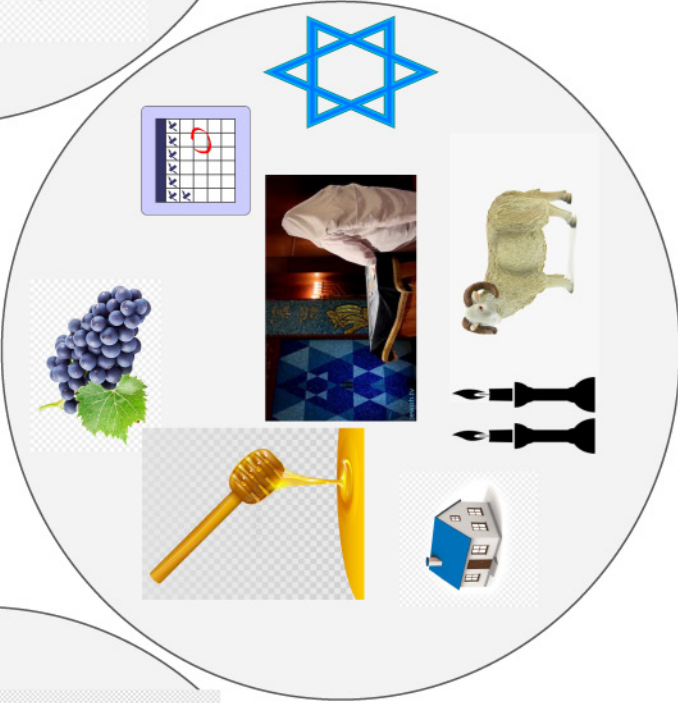
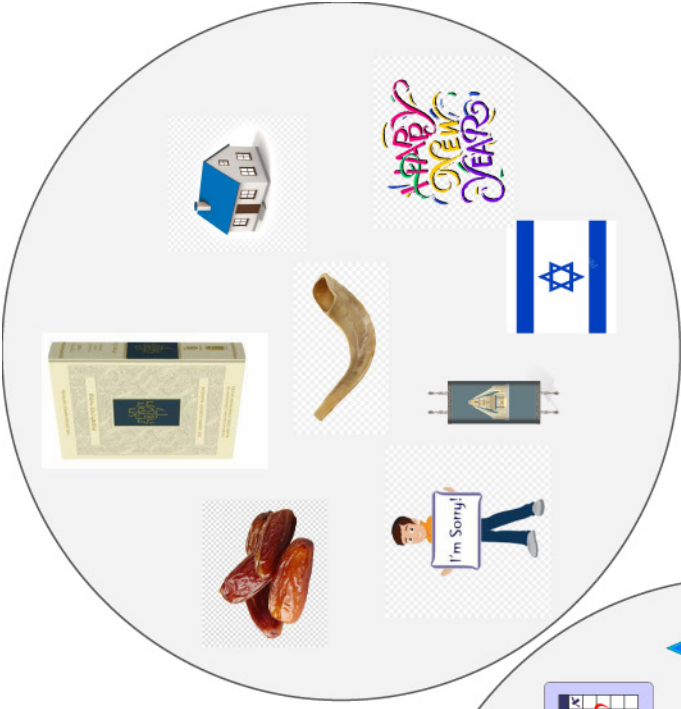




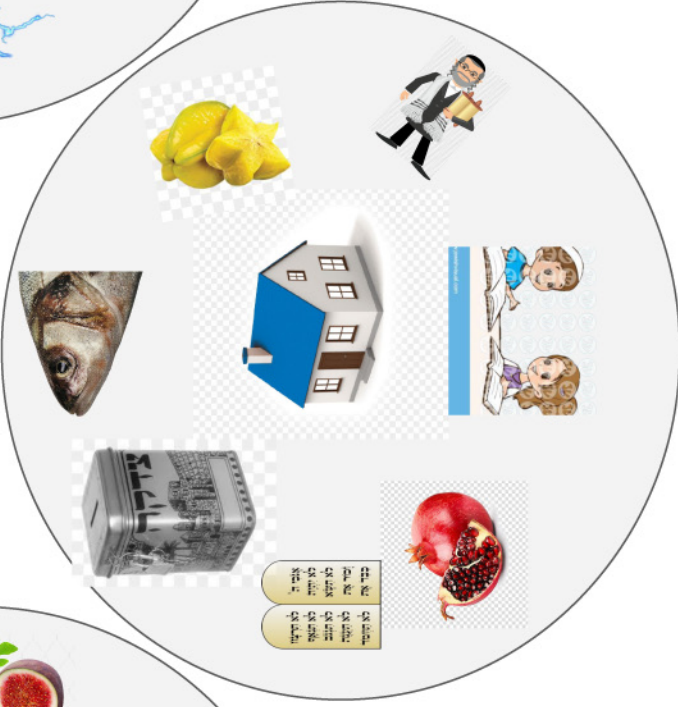
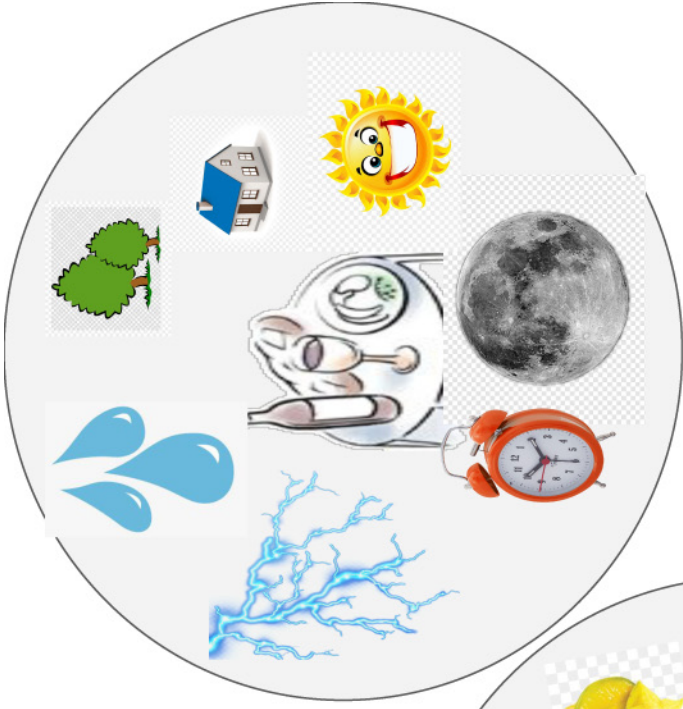


















# Rosh Hashana Memory Cut out before Chag!



**Keter Torah  
By: Rivki  
Rosenthal**



# Rosh Hashanah Napkin Rings



## Materials Needed

- Red pipe cleaners
- Red pony beads
- Green foam sheets

## Instructions

Cut the red pipe cleaners to about 6 inches long. Bead the red pony beads onto the pipe cleaner leaving a little space at the end. Cut a small leaf shape out of the green sheet of foam, punch a hole in the end and add the leaf onto the pipe cleaner. Then twist the two ends together and you have your napkin ring!! Make as many as you need for your Rosh Hashana Table!





# Sim Kehilla



**Imagine you and some friends are building a Jewish Community from scratch. You have \$35 Million to allocate, and you must choose which institutions are the biggest priorities. Discuss with your group what your community would look like. Be prepared to explain your choices to other groups.**

**Adult Education Program – \$500,000**

**Anti-Defamation League – \$1 Million**

**Eruv – \$100,000**

**Hebrew Home for the Aged – \$8 Million**

**Hebrew School – \$500,000**

**Jewish Community Center – \$8 Million**

**Jewish Day School – \$10 Million**

**Jewish Federation – \$8 Million**

**Kosher Bakery – \$250,000**

**Kosher Butcher – \$250,000**

**Kosher Pizzeria – \$250,000**

**Kosher Supermarket – \$250,000**

**Mikva – \$5 Million**

**Shul – \$10 Million**

**Tomchei Shabbat – \$250,000**

**Youth Programs – \$400,000**

**Prepared by Rabbi Aaron Levitt - Kemp Mill Synagogue, Silver Spring, MD**



Cut out the boxes so you can move them around and prioritize them during your debate.

Shul - \$10 Million	Adult Education Program - \$500,000
Eruv - \$100,000	Anti-Defamation League - \$1 Million
Kosher Pizzeria - \$250,000	Kosher Market - \$250,000
Kosher Bakery - \$250,000	Kosher Butcher - \$250,000
Jewish Federation - \$8 Million	Jewish Day School - \$10 Million
Hebrew School - \$500,000	Jewish Community Center - \$8 Million
Hebrew Home for the Aged - \$8 Million	Tomchei Shabbat - \$250,000
Youth Programs - \$400,000	Mikva - \$5 Million



# ראש השנה יום כפור WORD SEARCH

ח ע ו ן ו ג ף ר ד ץ ן ט פ ד ב כ נ ק ו  
 ר ם ז נ ך ו ט י ן ז ף ב ץ ו י ב ך ן ב  
 פ ג פ ב ק ו ב פ ר ק ח פ צ פ ר ב ח ם ט  
 ב ה ר צ פ מ ה ר א ל ן פ ר א נ ם צ ם ע  
 ר צ נ ך ז ך א ק ז ב ל ר נ ס ם ק ג ח ל  
 פ ף ד נ ה ל ם נ ש ב ד ך ל ט ר ל ו ף ח  
 ף ו ף ק ז ל ת מ ב מ ט ח י נ ב פ ח ר ק  
 מ ת ם ץ ה כ ף ג א נ ו נ ך ע ת ב מ ב ס  
 ו ל ה ה נ ם ט ו ו ס ו י ץ י נ ף ך ח ט  
 פ ך י ל ש ת ף ק ו ד ר ו פ ל ס ך ן ת ד  
 ג ף ב ס ה ת ע ר ץ ן פ ם כ ה מ ף ט ג ץ  
 נ ו ת ט ש ש ר ן ם ט ו פ ר ח ק ת ט נ ט  
 ל ס ע ג א ו צ ר ב ם ש פ ז ך פ ד א נ ף  
 ם צ ף ם ר ב פ פ צ א ך ו נ י י ח ה ש ה  
 ת ס א ה ד ה ר ג ך ר ר ל ן ו מ ר ע ף  
 א י י א ו ר ם ת ג ה א ה כ ע פ ע נ ל ף  
 ו ס ו ר ך ך י ס כ ף ו פ ר ר נ ץ צ ב  
 ד ם נ ף ת א ב י נ ו מ ל כ נ ו מ ב ג ל  
 ד א ץ ר א ו י ז י צ ה ם ן ק ד ג ט ז ך


ראשהשנה  
 שופר  
 תפוח  
 תשובה  
 אבינו מלכנו

יוםכפור  
 סלח  
 רמון  
 תפילה  
 תשליך

מחזור  
 דבש  
 שהחיינו  
 צדקה  
 נעילה

# Word Find Puzzle

Can you find all 8 hidden words in this drawing of Yonah and the whale?




© 2020 Andrew Galitzer

For Parsha Comics, Online Drawing Classes and Bar Mitzvah Logos, visit [www.ANDiDREW.com](http://www.ANDiDREW.com)

# Word Find Puzzle

Can you find all 10 hidden words in this drawing of the Kotel?



© 2020 Andrew Galitzer

For Parsha Comics, Online Drawing Classes and Bar Mitzvah Logos, visit [www.ANDiDREW.com](http://www.ANDiDREW.com)



# Word Find Puzzle

Can you find all 6 hidden words in this drawing of the Yom Kippur goats?




© 2020 Andrew Galitzer

For Parsha Comics, Online Drawing Classes and Bar Mitzvah Logos, visit [www.ANDiDREW.com](http://www.ANDiDREW.com)




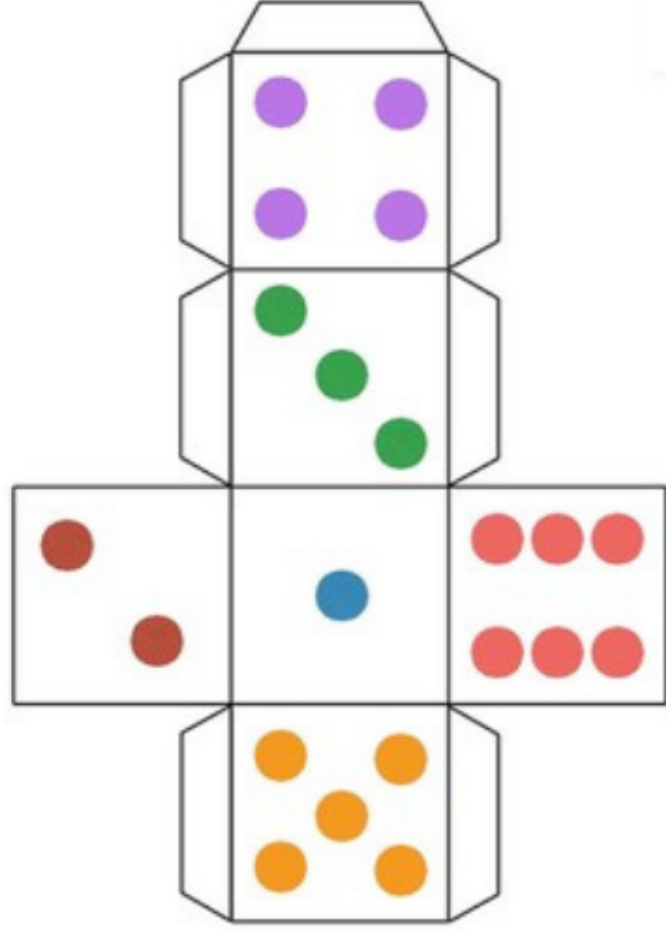
# WORD FIND SOLUTIONS



# DIRECTIONS:

- 1) CUT OUT THE DIE AND BUMBLEBEES CAREFULLY. TAPE OR GLUE THE BUMBLEBEES ON BUTTONS IF POSSIBLE TO STABILIZE THEM.
- 2) FORM THE DIE.
- 3) EACH PLAYER CHOOSES A BUMBLEBEE TO START THE GAME.
- 3) PLACE YOUR BUMBLEBEE ON A START SQUARE. EACH BEE TRAVELS ON ITS OWN PATH TO THE HONEY JAR.
- 4) EACH PLAYER MOVES ONE SQUARE AT A TIME BASED ON THE NUMBER ON THE DIE.
- 5) WHICHEVER BUMBLEBEE GETS TO THE HONEY JAR FIRST WINS!

-DEVELOPED BY MALKI GERSTLE YOUTH DIRECTOR AT YOUNG ISRAEL OF TEANECK







## TESHUVA TOWERS



A Cooperative game of working together to build a better self and a better world.

Supplies: 10 cubes in a shared pile, 1 die, a flat surface

Objective: To make a tower 10 cubes high

How to play: players take turns rolling the die and doing the actions corresponding to the number rolled.

1. Place one block on the tower
2. Place two blocks
3. Place three blocks on the tower.
4. Name a mitzvah you are proud of doing.
5. Name an *averah* (misdeed) you are guilty of and want to change. Remove one block.
6. Sing a Jewish song.

If the tower falls over, building starts again.

**When the tower is 10 cubes high,  
everyone wins!**





Tishrei Apples to Apples. Print and cut out cards. Plays identically to regular Apples to Apples.

<b>Apples</b>	<b>Family</b>
<b>Honey</b>	<b>Rosh Hashana</b>
<b>Teshuva</b>	<b>Yom Kippur</b>
<b>Shofar</b>	<b>Shabbos Shuva</b>
<b>Davening</b>	<b>Yonah</b>
<b>Shul</b>	<b>Giant Whale</b>
<b>Rabbi</b>	<b>the Akiedah</b>

<b>Simanim</b>	<b>Book of Life</b>
<b>Fasting</b>	<b>Neilah</b>
<b>Fish</b>	<b>Shana tova</b>
<b>Sermon</b>	<b>Soup</b>
<b>King</b>	<b>Raisin Challah</b>
<b>Chicken</b>	<b>613</b>
<b>Kittel</b>	<b>Pomegranate</b>

<b>Tallis</b>	<b>Tzedakah</b>
<b>Singing</b>	<b>Avinua Malkeinu</b>
<b>Machzor</b>	<b>Crocs</b>
<b>Kiddush</b>	<b>Tekiah Gedolah</b>
<b>Shechianu</b>	<b>L'shana habah</b>
<b>Apologizing</b>	<b>Tishrei</b>
<b>Mitzvot</b>	<b>Elul</b>

<b>Scales</b>	<b>Succah</b>
<b>Lashon Hara</b>	<b>Lulav</b>
<b>Divrei Torah</b>	<b>Esrog</b>
<b>Fancy Clothes</b>	<b>Bees</b>
<b>Mashiv Haruach</b>	<b>Decorations</b>
<b>Skach</b>	<b>Rain</b>
<b>Power tools</b>	<b>Harvest</b>



<b>Awesome</b>	<b>Fun</b>
<b>Expensive</b>	<b>Tiring</b>
<b>Intense</b>	<b>Tasty</b>
<b>Silly</b>	<b>Funny</b>
<b>Healthy</b>	<b>Fresh</b>
<b>Wild</b>	<b>Mysterious</b>
<b>Classic</b>	<b>Scary</b>

<b>Dreamy</b>	<b>Tricky</b>
<b>Legendary</b>	<b>Glamorous</b>
<b>Perfect</b>	<b>Confusing</b>
<b>Shiny</b>	<b>Awkward</b>
<b>Spiritual</b>	<b>Clean</b>
<b>Cool</b>	<b>Weird</b>